

Modello PL P_CE

Faro consists of two glasses harmoniously connected by a metal ring. The first glass, with a transparent colored finish, appears to be connected to the second white glass that hides the LED source. The light is diffused, uniform and non-dazzling. Available in two sizes, in both pendant and ceiling versions.

GLASS FINISH



ADBC
dark amber white



CRBC
crystal white



TBBC
burned earth white



VABC
old green white

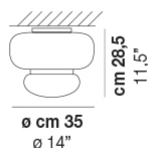
FRAME FINISH



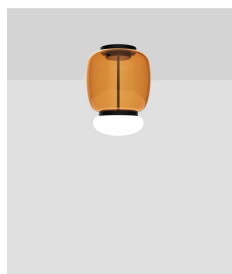
NEO
matt black 2




OTV
painted brass



OTHER VERSIONS AVAILABLE



FARO PL G



FARO PL P ADBC NEO L22 CE

LIGHT SOURCES

1x13W 37 V LED 2700 K 13 W 2000 lm DIM2 Phase Cut

1x13W 37 V LED 2700 K 13 W 2000 lm DIM3 0-10V, Push

1x13W 37 V LED 3000 K 13 W 2000 lm DIM2 Phase Cut

1x13W 37 V LED 3000 K 13 W 2000 lm DIM3 0-10V, Push

TECH DATA

 **IP20** 

VOLUME: Mc 0,10

PACKAGE: N.1

NET WEIGHT: Kg 4,20

GROSS WEIGHT: Kg 6,00

CERTIFICATIONS

EU Cert

International Cert

